

1/1

DRG. No.

THIRD ANGLE PROJECTION

UNLESS OTHERWISE STATED
ALL DIMENSIONS IN mm

Canopy Products Ltd

ISSUE NUMBER

1

Exploded view diagram of the VENTNOR CANOPY. Components are labeled with circled numbers 1 through 18. The diagram shows the main canopy frame, side panels, and various fasteners and brackets.

DETAIL VIEW A

DETAIL VIEW A

1193

TWO FIXINGS AT TOP OF EACH GALLOWS BRACKET

TITLE

VENTNOR CANOPY

Canopy Products Ltd

Paradise Works

Paradise Street

Ramsbottom Lancs BLO 9BS

Tel 01706 82 2665

Fax 01706 82 3333

SHEET 1

MATERIAL

EUROPEAN RED DEAL V

TREATMENT

DIP TREATED WITH GLASSHYPD
NATURA BASE COAT FUNGICIDE STAIN

SCALE

DRN

DATE

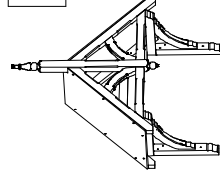
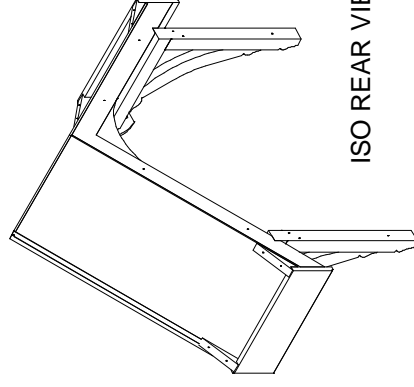
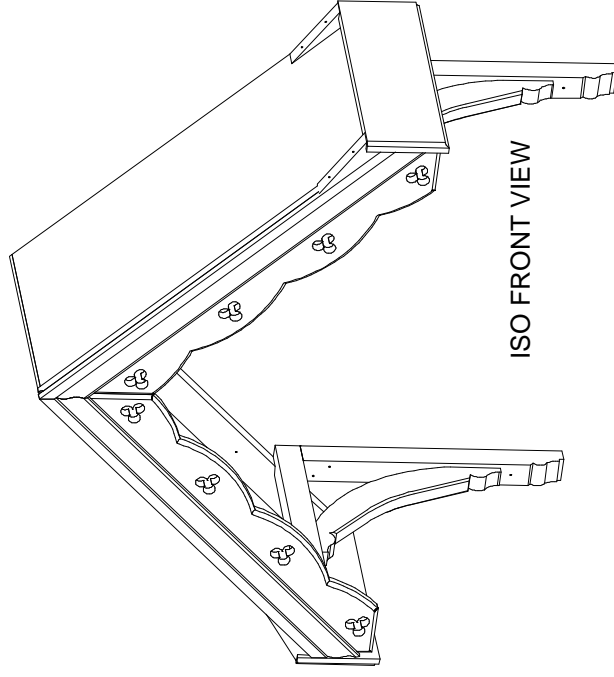
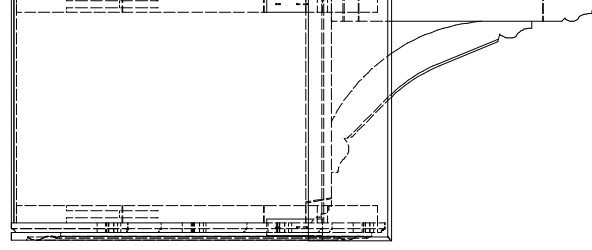
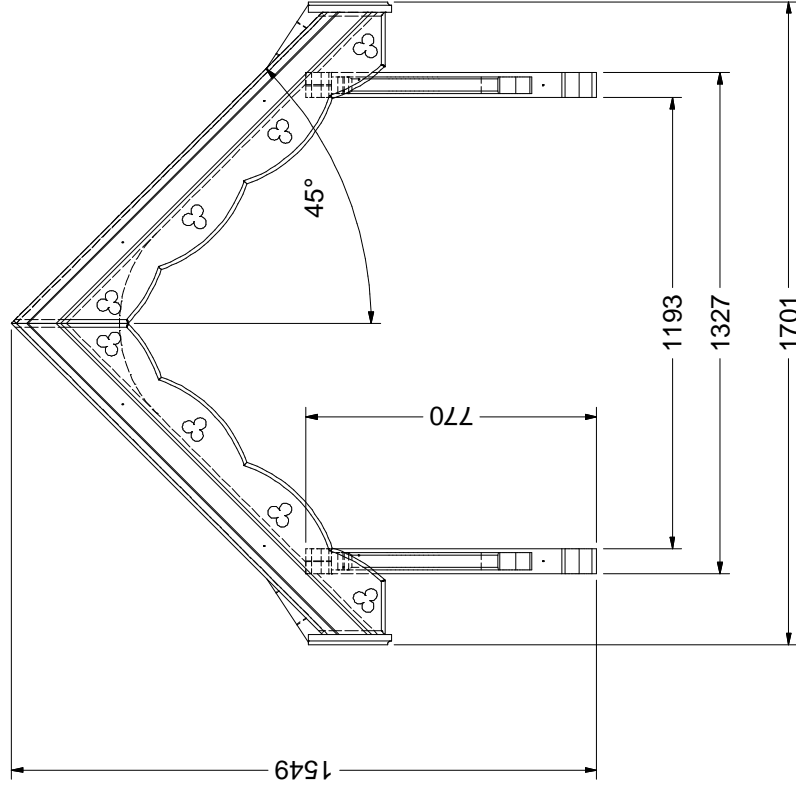

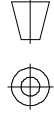
11/04/2008

DRG. No.

R. SPENCER

V1

ITEM	QTY	PART NUMBER	DESCRIPTION
1	2	SG6T	GALLOWS BRKT
2	2	TRUSS FRAME	REAR AND FRONT
3	1	SOFFIT A	
4	1	SOFFIT B	
5	4	SPROCKET	
6	1	END FACIA RH	
7	1	END FACIA LH	
8	1	FRONT FACIA LH	
9	1	FRONT FACIA RH	
10	1	FRONT ARCHITRAVE LH	
11	1	FRONT ARCHITRAVE RH	
12	4	SCREW X 105	FIXING KIT
13	6	SCREW X 165	FIXING KIT
14	4	100 LG PLUG	FIXING KIT
15	6	160 LG PLUG	FIXING KIT
16	10	SCREW CAP	FIXING KIT
17	2	SCREW X 75	FIXING KIT
18	8	NAIL	FIXING KIT



ISO FRONT VIEW

ISO REAR VIEW

TITLE	VENTNOR CANOPY
-------	----------------

SHEET 2

Canopy Products Ltd

MATERIAL	EUROPEAN RED DEAL V
----------	---------------------

TREATMENT DIP TREATED WITH GLASURIT GLASSOXYD
NATURA BASE COAT FUNGGICIDE STAIN

DATE _____

11/04/2008

DRG No	
--------	--

Fax 01706 82 3333

V1